KOEL
ELECTRIC



Power
to change
life

Electric

Product Catalouge

Domestic & Agriculture Range

Kirloskar Oil Engines Limited

KOEL
ELECTRIC



A RICH TRADITION OF ENGINEERING EXCELLENCE

Incorporated in 1946, KOEL is the flagship company of the Kirloskar group. We have four state-of-the-art manufacturing units in India that offer world-class products & service. The company has a sizable presence in international markets, with offices in Dubai, South Africa, Kenya & the United States with representatives in Indonesia and Nigeria.

KOEL also has a strong distribution network throughout the Middle East and Africa.
Today KOEL is an acknowledged leader in the manufacturing off highway diesel engines, agricultural pumpsets, power tillers and generating sets.

We're an international manufacturing conglomerate with offices and deliveries across multiple continents.
With a vast product line that includes energy efficient compressors and various kinds of heavy-duty pumps, the Kirloskar Group has built a worldwide reputation for reliability, professionalism and innovation.

KOEL ELECTRIC

KOEL Electric Pump Series

Power to change life



Mini Mono LV / ES



10HD



Mini Mono



V-Max Monoblock



Rapid Suction



Towr Jet Pump



Agri Openwell



Centrifugal Mono



Domestic Openwell



Shallow Well



Submersible
(V3,V4 & V5+)

KOEL ELECTRIC

Product	Pages
Mini Monoblock	1-2
Mini Monoblock LV/ES	3-5
Booster Pump V-Max Rapid Suction	6-9
10 HD Pump Jet Pump Shallow well	10-13
Centrifugal Monoblock	14-18
Openwell Pump	19-21
Submersible V3/V4	22-29
Submersible V5+	30-37

KOEL ELECTRIC



Mini Monoblock

Specifications:

Power Range - 0.5 HP – 1.5 HP
Speed - 2880 RPM
Voltage Range - 160 – 240 Volts 50 Hz 1 PH





Bunglow Domestic Gardening Building

Salient Features

- High Quality Bearing
- Strong CI Body
- Insulation Class 'F'
- Degree of Protection IP44
- Motor Protection by TOP
- All CI Parts CED Coated

Material of Construction (MOC)

PART NAME	MATERIAL
Body	EC Aluminium
Shaft	EN 8 / SS410
Winding	Copper Wire
Impeller	Noryl / HTB
Casing & Adopter	FG 200

EC-Electrical Conductor HTB-High Tensil Brass

Mini Monoblock

MODEL	MODEL NAME	H.P.	kW	SUPPLY	PIPE SIZE (MM)	DISCHARGE IN LPH	HEAD IN METERS														
							6	9	12	15	18	20	21	24	26	28	-	-	-	-	-	-
MM1.2525.05.1.11	PFM	0.5	0.37	1 PH	25X25		1800	1550	1250	1050	950	850	600	350	150	0	-	-	-	-	-	-
MM1.2525.05.1.21	QUARX	0.5	0.37	1 PH	25X25		1775	1525	1225	1025	925	825	575	325	125	0	-	-	-	-	-	-
MM1.2525.05.1.EL	MINX	0.5	0.37	1 PH	25X25		1725	1475	1175	975	875	775	525	275	100	-	-	-	-	-	-	-
MM1.2525.05.1.CI	HDX+	0.5	0.37	1 PH	25X25		1850	1600	1300	1100	1000	900	650	400	200	0	-	-	-	-	-	-
MM1.2525.05.1.12	TV1	0.5	0.37	1 PH	25X25		2000	1700	1400	1200	1000	800	700	400	0	-	-	-	-	-	-	-
							6	9	12	15	18	21	24	26	28	30	32	36	40	45	50	55
MM1.2525.01.01.EC	-	1	0.75	1 PH	25X25		2500	2200	1900	1600	1300	1000	700	300	0	-	-	-	-	-	-	-
MM1.2525.05.1.22	TV1 HD	1	0.75	1 PH	25X25		2500	2300	2000	1800	1600	1450	1200	1050	900	820	400	0	-	-	-	-
MM1.2525.10.1.12	XL	1	0.75	1 PH	25X25		3000	2700	2450	2100	1850	1600	1400	1200	1000	820	600	200	-	-	-	-
MM1.2525.01.1.21	XL HD	1	0.75	1 PH	25X25		3200	2900	2600	2300	2000	1700	1500	1300	1100	950	800	400	0	-	-	-
MM1.2525.01.1.20	Geni	1	0.75	1 PH	25X25		2500	2300	2150	1900	1700	1550	1350	1200	1000	900	850	650	400	0	-	-
MM1.2525.01.1.EL	MinQ	1	0.75	1 PH	25X25		2200	1900	1700	1200	1200	900	700	500	350	200	0	-	-	-	-	-
MM1.2525.01.1.16	Glacia 56	1	0.75	1 PH	25X25		3400	3400	3300	3300	3300	3200	3100	3000	2800	2620	2500	2300	1500	1300	1000	600

Duty Point | *ISI Certified | **RPM - 1400



MONOBLOCK-LV

Specifications:

Speed - 2880 RPM
Voltage Range - 120 – 240 Volts 50 Hz 1 PH





Bunglow Domestic Gardening Building

Salient Features

- High Quality Bearing
- Motor Protection by TOP
- Insulation Class - 'F'
- Degree of Protection - IP44
- Designed for Work at Low Voltage (LV)
- All CI Parts CED Coated

Material of Construction (MOC)

PART NAME	MATERIAL
Body	EC Aluminium
Shaft	EN 8 / SS410
Winding	Copper Wire
Impeller	Noryl / HTB
Casing & Adopter	FG 200

EC-Electrical Conductor HTB-High Tensil Brass



MONOBLOCK-ES

Specifications:

Speed - 2880 RPM
Voltage Range - 160 – 240 Volts 50 Hz 1 PH





Bunglow Domestic Gardening Building

Salient Features

- High Quality Bearing
- Motor Protection by TOP
- Insulation Class - 'F'
- Degree of Protection - IP44
- Designed for Multiple Applications With Extended Shaft (ES)
- All CI Parts CED Coated

Material of Construction (MOC)

PART NAME	MATERIAL
Body	EC Aluminium
Shaft	EN 8 / SS410
Winding	Copper Wire
Impeller	Noryl / HTB
Casing & Adopter	FG 200

■ HTB-High Tensil Brass

Monoblock-LV

MODEL	H.P.	kW	SUPPLY	PIPE SIZE (MM)	DISCHARGE IN LPM	HEAD IN METERS										
						4	5	6	8	9	10	12	13	-	-	-
MB1.5050.01.1.LV	1.0	0.75	1 PH	50 x 50		-	-	-	445	410	365	270	170	-	-	-
MB1.8080.01.1.LV	1.0	0.75	1 PH	80 x 80		-	800	700	400	150	-	-	-	-	-	-
MB1.8080.15.01.LV	1.5	1.1	1 PH	80 x 80		900	840	780	590	475	-	-	-	-	-	-
MB1.1010.02.1.LV	2.0	1.5	1 PH	100 x 100		-	-	1200	975	800	600	-	-	-	-	-

Monoblock-ES

MODEL	H.P.	kW	SUPPLY	PIPE SIZE (MM)	DISCHARGE IN LPM	HEAD IN METERS										
						6	7	8	9	10	11	12	14	16	18	20
MB1.2525.05.1.ES	0.5	0.37	1 PH	25 x 25		-	-	-	-	-	-	104	102	100	80	30
MB1.4040.05.1.ES	0.5	0.37	1 PH	40 x 40		300	280	260	230	200	160	-	-	-	-	-
MB1.5050.05.1.ES	0.5	0.37	1 PH	50 x 50		330	310	280	250	210	150	-	-	-	-	-
						5	6	8	9	10	12	-	-	-	-	-
MB1.5050.01.1.ES	1.0	0.75	1 PH	50 x 50		-	500	480	440	425	300	-	-	-	-	-
MB1.8080.01.1.ES	1.0	0.75	1 PH	80 x 80		800	700	400	150	-	-	-	-	-	-	-
MB1.8080.02.1.ES	2.0	1.5	1 PH	80 x 80		-	833	525	650	590	500	-	-	-	-	-

Duty Point | *ISI Certified | **RPM - 1400



Booster Pump

Specifications:

Power Range - 0.5 HP – 1 HP
Speed - 2880 RPM
Voltage Range - 160 – 240 Volts 50 Hz AC





Shower | Car Wash | Washing Machine | Domestic | Water Purifier | Hotel

Salient Features

- High Quality Bearing
- Wide Application Range 06-45 mtrs
- Insulation Class - 'F'
- Degree of Protection - IP44
- Preferred Pump for High Pressure at Low Level
- All CI Parts CED Coated

Material of Construction (MOC)

PART NAME	MATERIAL
Body	EC Aluminium
Shaft	SS410
Winding	Copper Wire
Impeller	HTB
Casing & Adopter	FG 200

EC-Electrical Conductor HTB-High Tensil Brass



V-Max

Specifications:

Power Range - 0.5 HP – 1 HP
Speed - 2880 RPM
Voltage Range - 160 – 240 Volts 50 Hz 1 PH



Bunglow | Domestic | Gardening | Building

Salient Features

- High Quality Bearing
- Strong CI Body
- Insulation Class - 'F'
- Degree of Protection - IP44
- Motor Protection by TOP
- High Suction Capacity
- High Head Capacity up to 44 mtrs.
- All CI Parts CED Coated

Material of Construction (MOC)

PART NAME	MATERIAL
Body	Cast Iron / EC Aluminium
Shaft	EN8
Winding	Copper Wire
Impeller	HTB
Casing & Adopter	FG 200

EC-Electrical Conductor HTB-High Tensil Brass

KOEL ELECTRIC



Rapid Suction

Specifications:

Power Range - 1 HP
Speed - 2880 RPM
Voltage Range - 160 – 240 Volts 50 Hz 1 PH





Bunglow Domestic Gardening Building

Salient Features

- High Quality Bearing
- Motor Protection by TOP
- Insulation Class - 'F'
- Degree of Protection - IP44
- All CI Parts CED Coated

Material of Construction (MOC)

PART NAME	MATERIAL
Body	Cast Iron
Shaft	SS410
Winding	Copper Wire
Impeller	HTB
Casing & Adopter	FG 200

HTB-High Tensil Brass

Booster Pump

MODEL	MODEL NAME	H.P.	kW	SUPPLY	PIPE SIZE (MM)	DISCHARGE IN LPH	HEAD IN METERS												
							6	9	12	15	18	20	21	24	26	28	30	36	40	45
MM1.2525.05.1.B1	PB 05	0.5	0.37	1 PH	25X25		1850	1600	1300	1100	900	700	650	400	200	0	-	-	-	-
MM1.2525.10.1.B1	PB 10	1	0.75	1 PH	25X25		6000	6000	5800	4900	4500	4100	4000	2700	2500	2600	2400	1800	1300	800
MM1.2525.10.1.B0	-	1	0.75	1 PH	25X25		6000	6000	5800	4900	4500	4100	4000	2700	2500	2600	2400	1800	1300	800

V-Max

MODEL	MODEL NAME	H.P.	kW	SUPPLY	PIPE SIZE (MM)	DISCHARGE IN LPH	HEAD IN METERS												
							3	6	9	12	15	18	21	24	27	30	33	36	-	-
VM1.2525.05.01.12	V-MAX 1	0.5	0.37	1 PH	25 x 25		-	2600	2400	2200	2100	1900	1700	1400	1000	800	400	-	-	-
VM1.2525.05.01.11	V-MAX 2	0.5	0.37	1 PH	25 x 25		3020	2850	2650	2400	2150	1900	1610	1300	950	550	-	-	-	-
VM1.2525.05.01.13	V-MAX 3	0.5	0.37	1 PH	25 x 25		3020	2850	2650	2400	2150	1900	1610	1300	950	550	-	-	-	-
VM1.2525.05.01.15	-	0.5	0.37	1 PH	25 x 25		-	2600	2400	2200	2100	1900	1700	1400	1000	800	400	-	-	-
VM1.2525.01.01.11	-	1	0.75	1 PH	25 x 25		4100	3850	3600	3350	3100	2820	2620	2350	2120	1900	1670	1450	-	-

Rapid Suction

MODEL	MODEL NAME	H.P.	kW	SUPPLY	PIPE SIZE (MM)	DISCHARGE IN LPH	HEAD IN METERS													
							3	6	9	12	15	18	22	24	27	30	33	36	39	-
MB1.2525.05.1.72	RSP-1	0.5	0.37	1 PH	25X25		-	-	30	24	21	19	-	-	-	-	-	-	-	-
MB1.2525.10.1.66	RSP-2	1	0.75	1 PH	25X25		42	39	36	33	31	29	24	23	21	17	13	-	-	-
MB1.2525.01.01.RS	RSP 9	1	0.75	1 PH	25X25		-	44	39	37	35	32	30	27	25	21	16	14	7	-

Duty Point | *ISI Certified | **RPM - 1400



10 HD Pump

Specifications:

Power Range	-	0.5 to 1 HP
Speed	-	2880 RPM
Voltage Range	-	160 – 240 Volts 50 Hz 1 PH





Bunglow | Domestic | Gardening | Building

Salient Features

- High Quality Bearing
- Motor Protection by TOP
- Insulation Class - 'F'
- Degree of Protection - IP44
- Suction Lift up to 8 mtrs.
- High Head Capacity up to 44 mtrs.
- All CI Parts CED Coated

Material of Construction (MOC)

PART NAME	MATERIAL
Body	Cast Iron
Shaft	SS410
Winding	Copper Wire
Impeller	Cast Iron
Casing & Adopter	FG 200



TowR Jet Pump

Specifications:

Power Range - 1 HP
Speed - 2880 RPM
Voltage Range - 160 – 240 Volts 50 Hz 1PH





Shower | Car Wash | Deep Well | Domestic | Water Purifier | Hotel

Salient Features

- High Quality Bearing
- Motor Protection by TOP
- Insulation Class - 'F'
- Degree of Protection - IP44
- Deep Well Suction Capacity
- All CI Parts CED Coated

Material of Construction (MOC)

PART NAME	MATERIAL
Body	EC Aluminium / FG 200
Shaft	EN 8 / SS410
Winding	Copper Wire
Impeller	Noryl
Casing & Adopter	FG 200



Shallow well

Specifications:

Power Range	-	1 HP
Speed	-	2880 RPM
Voltage Range	-	160 – 240 Volts 50 Hz 1 PH



Bunglow | Domestic | Gardening | Building

Salient Features

- Improved Suction Capacity
- High Quality Bearing
- Insulation Class - 'F'
- Degree of Protection - IP44
- Motor Protection by TOP
- Mechanical Seal for Extended Pump life
- All CI Parts CED Coated

Material of Construction (MOC)

PART NAME	MATERIAL		
Body	Cast Iron / SS	Winding	Copper Wire
Shaft	SS410	Impeller	Cast Iron / SS410
		Casing & Adopter	FG 200

10 HD Pump

MODEL	MODEL NAME	H.P.	kW	SUPPLY	PIPE SIZE (MM)	DIS.IN LPM	HEAD IN METERS																
							6	8	10	12	14	16	18	20	22	24	26	28	30	32	34	36	40	42	44
MB1.2525.01.10.HD	10HD	1	0.75	1 PH	25X25		61	57	55	53	51	49	46	43	40	37	34	31	28	25	22	20	14	11	7.5

Jet Pump

MODEL	MODEL NAME	H.P.	kW	SUPPLY	PIPE SIZE (MM)	DIS.IN LPH	HEAD IN METERS																
							6	9	12	15	18	21	24	26	28	32	36	40	45	-	-	-	-	-	-
KCJ.3225.01.1.02	TOWR	1	0.75	1 PH	32X25X25		1656	1630	1600	1570	1450	1400	1300	1250	1100	930	700	200	0	-	-	-	-	-	-

Sallow well Pump

MODEL	MODEL NAME	H.P.	kW	SUPPLY	PIPE SIZE (MM)	DISCHARGE IN LPH	HEAD IN METERS															
							9	12	15	18	21	24	27	30	33	36	38	42	-	-	-	-
MS1.2525.05.1.30	ALTITUDE 0.5	0.5	0.37	1 PH	25X25		2850	2850	2800	2550	2200	1750	1250	750	350	-	-	-	-	-	-	-
MS1.2525.01.1.30	ALTITUDE 1	1	0.75	1 PH	25X25		-	-	-	-	2950	2900	2730	2210	1800	1300	900	500	-	-	-	-
							6	9	12	15	18	21	24	26	28	32	36	40	45	50	55	63
MS1.2525.01.01.8E	KOEL 80 XM	1	0.75	1 PH	25X25		3400	3100	3000	2900	2900	2600	2400	1800	1500	1200	600	0	0	0	0	0
MM1.2525.15.01.8E	KOEL XL BIGG	1.5	1	1 PH	25X25		4600	4550	4500	4500	4500	4500	4500	4400	4300	4000	3700	2800	2000	1800	700	0
							6	9	12	15	18	21	24	26	28	32	36	40	-	-	-	-
MS1.2525.05.1.16	-	0.5	0.37	1 PH	25X25		3100	2900	2500	2300	2000	1800	1500	1200	700	0	0	-	-	-	-	-
MS1.2525.10.1.16	-	1	0.75	1 PH	25X25		3400	3100	3000	2900	2900	2600	2400	1800	1500	1200	600	0	-	-	-	-

Duty Point | *ISI Certified | **RPM - 1400

KOEL ELECTRIC



Centrifugal Monoblock





Specifications:

Speed - 2880 RPM
Voltage Range - 160 – 240 Volts 50 Hz 1 PH
- 260 – 440 Volts 50 Hz 3 PH

Salient Features

- High Quality Bearing
- Available in CI Body
- Motor Protection by TOP
- Insulation Class - 'F'
- Degree of Protection - IP45
- Available in Gland / Mechanical Seal
- Self Priming Up to 8.0 Mtrs.
- All CI Parts CED Coated

Material of Construction (MOC)

PART NAME	MATERIAL
Body	Cast Iron / Aluminium
Shaft	EN 8 / SS410
Winding	Copper Wire
Impeller	Noryl / HTB / Cast Iron
Casing & Adopter	FG 200

HTB-High Tensil Brass

Centrifugal Monoblock

KOEL ELECTRIC

	MODEL	H.P.	kW	SUPPLY	PIPE SIZE (MM)	DISCHARGE IN LPM	HEAD IN METERS												
							6	7	8	9	10	11	12	14	15	16	18	20	21	24
*	MB1.2525.05.1.60	0.5	0.37	1 PH	25 x 25		-	-	-	-	-	-	104	102	100	100	-	-	-	-
*	MB1.2525.05.1.61	0.5	0.37	1 PH	25 x 25		-	-	-	-	108	100	90	110	73	99	45	-	-	-
	MB1.2525.05.1.66	0.5	0.37	1 PH	25x25		-	-	-	-	125	120	115	110	105	100	95	82	65	45
	MB1.2525.05.1.67	0.5	0.37	1 PH	25x25		-	-	-	-	130	120	110	100	92	70	45	-	-	-
	MB1.4040.05.01.01	0.5	0.37	1 PH	40 x 40		270	253	235	218	205	158	110	-	-	-	-	-	-	-
	MB1.4040.05.1.01	0.5	0.37	1 PH	40 x 40		300	280	260	230	200	160	-	-	-	-	-	-	-	-
	MB1.5050.05.1.00	0.5	0.37	1 PH	50 x 50		330	310	280	250	210	150	-	-	-	-	-	-	-	-
							5	6	8	9	10	12	14	16	18	20	24	28		
	MB1.4040.75.1.20	0.75	0.55	1 PH	40 x 40		-	300	260	230	200	100	-	-	-	-	-	-	-	-
	MB1.2525.01.1.LG	1	0.75	1 PH	25 x 25		-	-	-	-	-	-	-	200	196	166	70	-	-	-
	MB1.3225.01.1.71	1	0.75	1 PH	32 x 25		-	-	-	-	-	-	-	138	132	126	96	24	-	-
*	MB1.3225.01.1.12	1	0.75	1 PH	32 x 25		-	-	-	-	-	-	110	108	106	104	98	65	-	-
	MB1.3225.01.1.13	1	0.75	1 PH	32 x 25		-	-	-	-	141	140	138	131	125	120	95	46	-	-
	MB1.4040.01.01.LG	1	0.75	1 PH	40 x 40		-	-	320	316	311	30	260	210	180	117	-	-	-	-
*	MB1.4040.01.1.00	1	0.75	1 PH	40 x 40		-	-	-	-	274	270	250	215	160	-	-	-	-	-
	MB1.5040.01.01.13	1	0.75	1 PH	50 x 40		-	400	360	325	280	250	195	115	-	-	-	-	-	-
	MB1.5050.01.01.12	1	0.75	1 PH	50 x 50		-	500	480	440	425	300	-	-	-	-	-	-	-	-
	MB1.5050.01.1.11	1	0.75	1 PH	50 x 50		-	-	445	410	365	270	-	-	-	-	-	-	-	-
	MB1.5040.01.01.01	1	0.75	1 PH	50X40		-	380	352	340	330	306	276	240	180	120	-	-	-	-
	MB1.5050.01.01.01	1	0.75	1 PH	50X50		-	410	390	370	360	306	264	198	-	-	-	-	-	-
	MB1.8080.01.1.11	1	0.75	1 PH	80 x 80		800	700	400	150	-	-	-	-	-	-	-	-	-	-
	MB1.5040.01.2.11	1	0.75	1 PH	50 x 40		-	-	400	360	342	240	150	-	-	-	-	-	-	-

Duty Point | *ISI Certified | **RPM - 1400

Centrifugal Monoblock

KOEL ELECTRIC

	MODEL	H.P.	kW	SUPPLY	PIPE SIZE (MM)	DISCHARGE IN LPM	HEAD IN METERS											
							5	6	8	9	10	12	13	14	16	18	20	22	25
	MB1.5040.15.01.15	1.5	1.1	1 PH	50 x 40		-	-	410	400	380	340	320	300	260	205	135	40	-
	MB1.5050.15.01.14	1.5	1.1	1 PH	50 x 50		-	-	470	460	440	365	300	235	-	-	-	-	-
	MB1.5040.15.01.01	1.5	1.1	1 PH	50X40		-	420	410	400	380	370	360	348	330	300	258	-	180
	MB1.5050.15.01.01	1.5	1.1	1 PH	50X50		-	-	420	410	400	390	380	378	300	264			
	MB1.8080.15.1.LG	1.5	1.1	1 PH	80 x 80		900	750	425	166	-	-	-	-	-	-	-	-	-
*	MB1.8080.15.1.11	1.5	1.1	1 PH	80X80		-	672	540	516	564	332	-	-	-	-	-	-	-
	MB1.5040.15.2.11	1.5	1.1	P	50 x 40		-	-	480	470	460	430	415	400	350	280	-	-	-
							6	8	9	10	12	14	16	18	20	22	24	25	30
	MB1.5040.02.1.VV	2	1.5	1 PH	50 x 40		-	350	343	335	310	300	290	280	260	240	210	160	90
	MB1.5040.02.01.LG	2	1.5	1 PH	50 x 40		-	425	416	410	385	345	315	280	200	108	-	-	-
*	MB1.5040.02.1.00	2	1.5	P	50 x 40		-	-	-	490	470	450	425	384	335	258	-	-	-
	MB1.5050.02.1.LG	2	1.5	1 PH	50 x 50		-	500	450	440	415	385	340	300	216	196	141	-	-
	MB1.5050.02.2.11	2	1.5	P	50 x 50		-	-	-	490	470	450	425	384	335	258	-	-	-
*	MB1.6550.02.2.11	2	1.5	P	65 x 50			600	-	580	550	505	440	360	240	-	-	-	-
	MB1.6550.02.2.00	2	1.5	P	65 x 50		-	600	-	580	550	505	440	360	240	-	-	-	-
	MB1.6550.02.2.LG	2	1.5	P	65 x50		-	-	-	433	391	366	322	272	225	133	-	-	-
	MB1.8080.02.4.LG	2	1.5	P	75 x75			700	650	590	500	-	-	-	-	-	-	-	-
	KEP.1001.10.1.LG	2	1.5	1 PH	80 x 80		833	700	650	590	500	-	-	-	-	-	-	-	-
*	MB1.8080.02.1.LG	2	1.5	1 PH	80 x 80		833	700	650	590	500	-	-	-	-	-	-	-	-
	KEP.1001.10.1.BS	2	1.5	1 PH	80 x 80		833	700	650	590	500	-	-	-	-	-	-	-	-
	MB1.1010.02.1.10	2	1.5	1 PH	100 x 100		833	700	650	590	500	-	-	-	-	-	-	-	-
	MB1.1010.02.2.11	2	1.5	P	100 x 100		1200	975	800	600	-	-	-	-	-	-	-	-	-

Duty Point | *ISI Certified | **RPM - 1400

Centrifugal Monoblock

KOEL ELECTRIC

	MODEL	H.P.	kW	SUPPLY	PIPE SIZE (MM)	DISCHARGE IN LPM	HEAD IN METERS															
							6	8	9	10	12	13	-	-	-	-	-	-	-	-	-	-	-	-
	MB1.8065.02.2.10	2	1.5	P	80 x 65		920	840	790	740	560	420	-	-	-	-	-	-	-	-	-	-	-	-
	MB1.8080.02.4.50	2	1.5	P	80 x 80		920	840	790	740	560	420	-	-	-	-	-	-	-	-	-	-	-	-
							6	8	10	12	14	16	21	24	-	-	-	-	-	-	-	-	-	-
	MB1.6550.03.1.00	3	2.2	1HP	65 x 50		-	-	767	742	691	633	450	250	-	-	-	-	-	-	-	-	-	-
*	MB1.8065.03.1.01	3	2.2	1 PH	80 x 65		922	903	829	805	705	654	0	-	-	-	-	-	-	-	-	-	-	-
							5	6	8	10	11	12	14	16	18	20	24	-	-	-	-	-	-	-
	MB1.6550.03.02.01	3	2.2	P	65 x 50		-	-	-	892	868	840	826	810	780	750	540	-	-	-	-	-	-	-
	MB1.8080.03.02.01	3	2.2	P	80 x 80		-	-	906	852	800	762	678	558	440	-	-	-	-	-	-	-	-	-
	MB1.1010.03.2.EC	3	2.2	P	100 x 100		1010	950	790	630	540	-	-	-	-	-	-	-	-	-	-	-	-	-
							5	6	10	12	14	-	-	-	-	-	-	-	-	-	-	-	-	-
	MB1.1010.03.3.01	3	2.2	3 PH	100 x 100		-	990	860	720	550	-	-	-	-	-	-	-	-	-	-	-	-	-
							8	10	12	14	16	18	20	21	24	26	27	28	32	34	36	45	50	52
	MB1.6550.05.1.00	5	3.7	1 PH	65 x 50		-	-	-	-	-	-	804	770	696	648	-	600	330	280	-	-	-	-
	MB1.5040.05.3.80	5	3.7	3 PH	50 x 40		-	-	-	-	-	-	-	-	-	-	-	-	-	-	345	180	108	88
	MB1.8065.05.3.82	5	3.7	3 PH	80 x 65		-	-	-	-	980	900	820	790	720	600	480	-	-	-	-	-	-	-
	MB1.8080.05.3.81	5	3.7	3 PH	80 x 80		-	-	-	1056	978	918	680	630	-	-	-	-	-	-	-	-	-	-
	MB1.1080.05.02.01	5	3.7	3 PH	100 x 80		1692	1542	1420	1312	1140	900	-	-	-	-	-	-	-	-	-	-	-	-
*	MB1.1010.05.3.01	5	3.7	3 PH	100 x 100		1662	1600	1480	1230	1160	880	-	-	-	-	-	-	-	-	-	-	-	-
	MB1.1010.05.02.01	5	3.7	3 PH	100 x 100		1716	1560	1440	1320	1140	912	-	-	-	-	-	-	-	-	-	-	-	-

Duty Point | *ISI Certified | **RPM - 1400

Centrifugal Monoblock

	MODEL	H.P.	kW	SUPPLY	PIPE SIZE (MM)	DISCHARGE IN LPM	HEAD IN METERS																
							7	10	11	14	16	18	20	22	24	26	28	32	34	36	44	-	-	-
	MB1.6565.75.3.84	7.5	5.5	3 PH	65 x 65		-	-	-	-	-	-	-	-	1012	972	912	780	700	520	-	-	-	-
	MB1.6565.75.3.85	7.5	5.5	3 PH	65 x 65		-	-	-	-	-	-	-	-	920	890	860	820	790	750	580	-	-	-
	MB1.8065.75.3.86	7.5	5.5	3 PH	80 x 65		-	-	-	-	-	-	1020	1010	1008	972	960	660	-	-	-	-	-	-
	MB1.1010.75.3.83	7.5	5.5	3 PH	100 x 100						1410	1320	1260	1200	1030	-	-	-	-	-	-	-	-	-
**	MB1.1515.75.3.00	7.5	5.5	3 PH	150 x 150		3500	3180	3120	2900	-	-	-	-	-	-	-	-	-	-	-	-	-	-
							8	10	12	14	16	18	24	30	34	38	42	48	50	52	54	58	63	70
	MB1.6550.10.3.00	10	7.5	3 PH	65 x 50		-	-	-	-	-	-	-	-	-	-	-	680	670	660	654	650	630	530
	MB1.8065.10.3.00	10	7.5	3 PH	80 x 65		-	-	1543	1500	1460	1420	1400	1339	1246	1080	520	-	-	-	-	-	-	-
**	MB1.1515.10.3.00	10	7.5	3 PH	150 x 150		3600	3520	3463	3220	3196	-	-	-	-	-	-	-	-	-	-	-	-	-
							28	32	34	36	40	45	48	50	56	58	62	70	72	74	78	-	-	-
*	MB1.8065.12.3.87	12.50	9.3	3 PH	80 x 65		1050	1020	980	960	840	720	602	-	-	-	-	-	-	-	-	-	-	-
	MB1.6550.15.3.00	15	11	3 PH	65 x 50		1060	1050	1046	1044		1036	1020	760	-	-	-	-	-	-	-	-	-	-
	MB1.6550.20.3.00	20	15	3 PH	65 x 50		-	-	-	-	-	-	-	-	990	950	900	870	840	810	550	-	-	-

Monoblock Steel Frame

MODEL	H.P.	kW	SUPPLY	PIPE SIZE (MM)	DISC. IN LPM	HEAD IN METERS																
						10	12	14	16	18	20	24	-	-	-	-	-	-	-	-	-	-
MB1.8065.03.1.SF	3	2.2	1 PH	80X65		760	732	672	546	460	-	-	-	-	-	-	-	-	-	-	-	-
MB1.8065.05.1.SF	5	3.7	1 PH	80X65		-	1080	1040	1008	920	750	380	-	-	-	-	-	-	-	-	-	-

Duty Point | *ISI Certified | **RPM - 1400



Openwell Pump

Domestic / Agriculture





Building | Farming | Domestic | Agriculture

Specifications:

Speed - 2880 RPM
Voltage Range - 160 -240 Volts 50 Hz 1 PH
300 – 440 Volts 50 Hz 3 PH

Silent Feature

- Cast Iron / Stainless Steel Motor Body
- VPI Treatment Stator & Rotor for Long Life of Pump
- High Quality Carbon + Stainless Steel Thrust Bearings
- High Quality Carbon Bush
- Insulation Class - 'B'
- High Grade Noryl / Cast Iron & Dynamically balanced Impeller
- All CI Parts CED Coated

Material of Construction (MOC)

PART NAME	MATERIAL
Body	Cast Iron/SS
Shaft	SS410
Winding	Copper Wire
Impeller	HTB/Cast Iron
Casing & Adopter	SS/CI-FG 200

■ HTB-High Tensil Brass

Openwell Pump

	MODEL	H.P.	kW	SUPPLY	PIPE SIZE (MM)	DISCHARGE IN LPM	HEAD IN METERS																
							8	10	12	14	16	18	20	22	24	26	28	30	32	-	-	-	-	-	-
	OW1.2525.05.01.RS	0.5	0.37	1 PH	25x25		150	138	126	112	96	75	42	-	-	-	-	-	-	-	-	-	-	-	-
*	OW1.2125.05.3.25	0.5	0.37	3 PH	25X25		150	138	126	112	96	75	42	-	-	-	-	-	-	-	-	-	-	-	-
	OW1.2525.01.1.10	1	0.75	1 PH	25x25		-	-	175	169	164	159	152	142	130	111	87	44	18	-	-	-	-	-	-
*	OW1.2525.01.1.EC	1	0.75	1 PH	25x25		-	-	158	155	150	137	112	84	48	18	-	-	-	-	-	-	-	-	-
	OW1.2525.01.10.EC	1	0.75	1 PH	25x25		-	-	158	155	150	137	112	84	48	18	-	-	-	-	-	-	-	-	-
*	OW1.2125.01.3.25	1	0.75	3 PH	25X25		-	-	176	169	164	159	152	142	130	111	87	44	18	-	-	-	-	-	-
							6	8	10	12	14	16	18	20	22	24	26	28	30	32	34	36	38	40	42
	OW1.3225.15.1.01	1.5	1.1	1 PH	32X25		235	230	225	220	215	210	200	195	190	185	180	170	160	145	130	120	90	85	0
							6	8	10	12	14	16	18	20	22	24	26	28	30	-	-	-	-	-	-
	OW1.5040.02.1.01	2	1.5	1 PH	50X40		-	-	-	-	-	245	220	206	190	176	150	-	-	-	-	-	-	-	-
	OW1.5050.02.1.01	2	1.5	1 PH	50X50		420	410	400	380	365	345	325	300	270	245	225	180	120	-	-	-	-	-	-
	OW1.5050.02.2.11	2	1.5	P	50X50		-	-	-	-	-	245	226	208	190	176	150	-	-	-	-	-	-	-	-
	OW1.6550.02.2.12	2	1.5	P	65X50		-	-	-	-	400	360	276	168	-	-	-	-	-	-	-	-	-	-	-
							6	10	12	14	16	18	20	22	24	26	28	32	-	-	-	-	-	-	-
	OW1.5050.03.1.1	3	2.2	1 PH	50X50		660	588	564	504	415	396	360	-	-	-	-	-	-	-	-	-	-	-	-
	OW1.6550.03.1.01	3	2.2	1 PH	65X50		-	-	-	-	-	552	528	468	408	360	306	108	-	-	-	-	-	-	-
							7	9	12	14	15	17	18	21	22	24	25	28	30	32	37	38	50	60	-
	OW1.5040.03.3.1	3	2.2	3 PH	40X40		-	-	-	-	-	490	487	450	435	395	360	330	300	290	250	95	-	-	-
	OW1.5036.03.3.1	3	2.2	3 PH	50X50		-	-	-	-	340	334	330	318	313	295	279	270	261	248	220	95	60	60	-
	OW1.5026.03.3.1	3	2.2	3 PH	50X50		-	-	-	660	642	600	578	480	435	265	120	-	-	-	-	-	-	-	-
	OW1.6518.03.3.1	3	2.2	3 PH	65X65		1170	-	1012	930	885	780	700	520	420	-	-	-	-	-	-	-	-	-	-
	OW1.6550.03.3.LG	3	2.2	3 PH	65X65		-	640	600	580	560	530	500	430	390	350	-	-	-	-	-	-	-	-	-

Duty Point | *ISI Certified | **RPM - 1400

Openwell Pump

KOEL ELECTRIC

	MODEL	H.P.	kW	SUPPLY	PIPE SIZE (MM)	DISCHARGE IN LPM	HEAD IN METERS																					
							15	16	17	18	19	21	22	25	27	28	30	32	37	38	39	41	47	-	-	-	-	-	-	-
*	OW1.5040.03.3.11	5	3.7	3 PH	40X40		-	-	-	-	520	517	515	500	485	475	455	435	350	328	300	250	-	-	-	-	-	-	-	-
*	OW1.6550.03.3.11	5	3.7	3 PH	50X50		750	735	720	710	690	650	635	575	525	500	410	300	-	-	-	-	-	-	-	-	-	-	-	-
*	*OW1.5046.05.3.1	5	3.7	3 PH	50X50		500	495	490	487	480	470	467	452	440	432	420	395	335	320	300	260	60	-	-	-	-	-	-	-
							22	23	24	26	28	30	32	34	36	38	40	42	-	-	-	-	-	-	-	-	-	-	-	-
	OW1.6250.5.3.01	5	3.7	3 PH	62X50		620	610	605	600	580	550	490	465	440	350	300	200	-	-	-	-	-	-	-	-	-	-	-	-
	OW1.6550.05.3.LV	5	3.7	3 PH	65X50		620	610	605	600	580	550	490	465	440	350	300	200	-	-	-	-	-	-	-	-	-	-	-	-
	OW1.6550.05.1.00	5	3.7	1 PH	65X50		-	-	564	528	492	480	420	324	300	260	168	-	-	-	-	-	-	-	-	-	-	-	-	-
							12	14	16	18	19	20	22	24	26	28	30	31	-	-	-	-	-	-	-	-	-	-	-	-
	OW1.6527.05.3.1	5	3.7	3 PH	65X65		1080	1030	982	932	900	860	805	740	700	540	420	360	-	-	-	-	-	-	-	-	-	-	-	-
	OW1.6565.05.3.LG	5	3.7	3 PH	65X65		-	-	1120	1020	980	930	840	770	640	380	0	-	-	-	-	-	-	-	-	-	-	-	-	-
							32	33	37	38	39	41	45	47	50	56	-	-	-	-	-	-	-	-	-	-	-	-	-	-
	OW1.5040.05.3.11	7.5	5.5	3 PH	40X40		330	327	315	312	308	300	275	248	195	60	-	-	-	-	-	-	-	-	-	-	-	-	-	-
							16	18	19	20	21	22	23	24	25	26	27	28	29	30	31	32	34	36	37	40	44	46	48	52
	OW1.6550.75.3.LV	7.5	5.5	3 PH	62x50		-	-	-	-	-	-	-	-	-	-	-	-	-	700	680	660	630	600	580	560	450	400	300	220
	OW1.6250.75.3.01	7.5	5.5	3 PH	62x50		-	-	-	-	-	-	-	-	-	-	-	-	-	700	680	660	630	600	580	560	450	400	300	220
	OW1.7565.75.3.01	7.5	5.5	3 PH	75x65		1400	1330	1300	1270	1250	1220	1210	1200	1150	1080	1050	1020	950	850	830	800	650	500	0	-	-	-	-	-
	OW1.7575.75.3.LG	7.5	5.5	3 PH	75x75		-	-	-	1330	1270	1230	1160	1110	1070	1030	990	960	950	880	810	740	650	0	-	-	-	-	-	-
							16	17	18	19	21	22	25	28	30	32	33	37	38	39	41	45	47	50	56	60	-	-	-	-
	OW1.7530.10.3.1	10	7.5	3 PH	100X100		-	-	1800	1765	1680	1630	1450	1200	1170	1100	960	900	-	-	-	-	-	-	-	-	-	-	-	-
	OW1.6565.10.3.1	10	7.5	3 PH	50X50		-	-	-	-	-	-	-	-	-	-	-	-	-	540	532	515	505	478	455	418	380	332	240	
*	OW1.6550.10.3.1	10	7.5	3 PH	50X50		-	-	-	-	-	-	-	-	-	1020	985	965	885	862	835	782	750	665	600	480	-	-	-	-
	OW1.7535.75.3.1	10	7.5	3 PH	65X65		-	-	-	-	-	1200	1050	900	840	775	580	420	-	-	-	-	-	-	-	-	-	-	-	-
*	OW1.7540.10.3.1	10	7.5	3 PH	65X65		1560	1535	1510	1480	1425	1400	1320	1235	1200	1175	1080	1020	760	660	480	-	-	-	-	-	-	-	-	-
							20	22	25	28	30	32	34	40	46	48	52	54	56	60	61	64	-	-	-	-	-	-	-	-
	OW1.6550.10.3.LG	10	7.5	3 PH	65X50		-	-	-	-	-	-	-	650	590	550	520	480	450	400	350	200	-	-	-	-	-	-	-	-
	OW1.7575.10.03.LG	10	7.5	3 PH	75X75		1300	1240	1180	1100	1000	850	800	-	-	-	-	-	-	-	-	-	-	-	-	-	-	-	-	-

Duty Point | *ISI Certified | **RPM - 1400



Submersible V3/V4

Specifications:

Speed - 2880 RPM
Voltage Range - 160- 240 Volts 50 Hz 1 PH
250-440 Volts 50 Hz 3 PH

Salient Features

- Stainless Steel Pump & Motor Body
- Pumpset Perform in Wide Voltage band
- VPI Treatment Stator & Rotor for Long Life of Pump
- Insulation Class - 'B'
- High Grade Noryl / Cast Iron & Dynamically balanced Impellers
- Motor Protection by TOP
- All CI Parts CED Coated





Building Farming Sprinkler Agriculture

Material of Construction (MOC)

PART NAME	MATERIAL
Pump/Motor Casing	SS
Shaft	SS410
NRV	CI FG200
Winding	Enameled / poly wrapped copper wire
Impeller/Diffuser / bowl	Noryl / SS304 / Cast Iron

KOEL ELECTRIC

	MODEL	H.P./ kW	Delivery	SUPPLY TYPE	MOTOR RATING		HEAD IN METERS	DISCHARGE IN LPM																
					kW	H.P		12	13	14	17	20	21	25	27	30	32	34	38	40	41	44	45	50	55	56	60	70
	RV4.5107.01.1.51	1.0/0.75	38	1 PH	0.75	1		-	-	-	-	-	140	-	115	-	95	85	60	-	-	-	-	-	-	-	-	-
*	RV4.5108.01.1.01	1.0/0.75	32	1 PH	0.75	1		-	-	-	110	-	-	95	-	-	-	75	-	-	50	30	-	-	-	-	-	-
	RV4.5110.01.1.01	1.0/0.75	32	1 PH	0.75	1		-	-	-	-	110	-	-	-	90	-	-	-	75	-	-	-	45	30	-	-	-
	RV4.5114.15.1.31	1.5/1.1	32	1 PH	1.1	1.5		-	-	-	-	123	-	-	-	-	-	-	-	100	-	-	-	-	-	80	70	55
	RV4.5108.50.1.01	0.5/0.37	32	1 PH	0.37	0.5		-	-	85	-	-	-	55	-	-	45	-	-	30	-	-	-	-	-	-	-	-
*	RV3.5112.01.1.01	1.0/0.75	32	1 PH	0.75	1		-	110	-	-	-	-	95	-	-	-	-	60	-	-	-	45	-	-	-	-	-
	RV3.5110.01.1.01	1.0/0.75	32	1 PH	0.75	1		105	-	-	-	90	-	-	-	-	62	-	-	42	-	-	-	-	-	-	-	-

MODEL		DELIVERY (mm)	SUPPLY TYPE	VOLTAGE (V)	MOTOR RATING		STAGE	HEAD IN METERS	DISCHARGE IN LPM								
OIL FILLED	WATER FILLED				kW	H.P			0	24	32	38	48	60	72	84	90
-	VV3.5110.01.1.01	32	1 PH	240-150	0.75	1	10		50	44	42.5	40	37.5	32	26	17	12
VV3.5112.01.01.10	VV3.5112.01.1.01	32	1 PH	240-150	0.75	1	12		60	53	50	47.5	45	38	31	19	13
-	VV3.5115.01.1.01	32	1 PH	240-150	0.94	1.25	15		75	66	63	60.5	56	48	39	24	17
									0	10	20	30	40	50	60	66	-
VV3.5120.01.1.20	VV3.5120.01.1.01	32	1 PH	240-150	0.75	1	20		100	96	89	80	67	48	33	16	-
									0	30	50	80	90	110	120	-	-
-	VV4.5107.01.1.50	38	1 PH	160-240	0.75	1	7		46	44	42	35	32	27	22	-	-
* VV4.5110.15.1.00	*VV4.5110.15.1.01	38	1 PH	160-240	1.1	1.5	10		66	63	60	50	46	38	31	-	-
-	VV4.5110.15.3.01	38	3 PH	350-420	1.1	1.5	10		66	63	60	50	46	38	31	-	-
* VV4.5112.02.1.00	*VV4.5112.02.1.21	38	1 PH	160-240	1.5	2	12		79	76	72	60	55	46	37	-	-
-	VV4.5122.03.01.01	50	1 PH	160-240	2.2	3	22		145	139	132	110	101	84	68	-	-

Duty Point | *ISI Certified | **RPM - 1400

MODEL		DELIVERY (mm)	SUPPLY TYPE	VOLTAGE (V)	MOTOR RATING		STAGE	HEAD IN METERS	DISCHARGE IN LPM									
OIL FILLED	WATER FILLED				kW	H.P			0	70	85	110	120	130	140	150	-	-
-	VV4.5107.15.1.01	38	1 PH	160-240	1.1	1.5	7		47	42	39	36	34	32	27	23	-	-
-	VV4.5108.02.1.21	38	1 PH	160-240	1.5	2	8		53	48	45	41	39	36	31	27	-	-
-	VV4.5108.02.1.01	50	1 PH	160-240	1.5	2	8		53	48	45	41	39	36	31	27	-	-
-	VV4.5110.02.1.01	38	1 PH	160-240	1.5	2	10		67	60	56	52	48	45	38	33	-	-
VV4.5110.02.01.60	VV4.5110.02.1.11	50	1 PH	160-240	1.5	2	10		67	67	56	52	48	45	38	33	-	-
-	VV4.5110.02.2.01	50	1 P+P	250-440	1.5	2	10		67	67	56	52	48	45	38	33	-	-
-	VV4.5110.02.02.51	50	1 P+P	250-440	1.5	2	10		67	67	56	52	48	45	38	33	-	-
									0	28	42	43	45	52	58	64	80	92
-	VV4.5108.01.1.13	38	1 PH	160-240	0.75	1	8		70	62	58	59	55	50	47	42	32	22
-	VV4.5110.15.01.41	32	1 PH	160-240	1.5	1	10		87	78	72	71	69	63	59	53	40	28
-	VV4.5114.02.01.01	38	1 PH	160-240	1.5	2	14		121	110	101	99	97	89	82	74	57	39
-	VV4.5114.02.1.11	32	1 PH	160-240	1.5	2	14		121	110	101	99	97	89	82	74	57	39
-	VV4.5116.02.01.11	32	1 PH	160-240	1.5	2	16		139	125	115	113	111	101	94	84	65	44
-	VV4.5117.03.3.01	38	3 PH	250-440	2.2	3	17		148	133	122	120	118	107	100	89	69	47
-	VV4.5118.03.01.01	38	1 PH	160-240	2.2	3	18		156	141	129	127	125	114	106	95	73	50
-	VV4.5118.03.03.01	38	3 PH	250-440	2.2	3	18		156	141	129	127	125	114	106	95	73	50
-	VV4.5120.03.3.01	38	3 PH	250-440	2.2	3	20		174	165	144	141	139	126	118	105	81	55

Duty Point | *ISI Certified | **RPM - 1400

KOEL ELECTRIC

	MODEL		DELIVERY (mm)	SUPPLY TYPE	VOLTAGE (V)	MOTOR RATING		STAGE		DISCHARGE IN LPM							
	OIL FILLED	WATER FILLED				kW	H.P			0	20	30	40	50	60	70	90
	-	VV4.5107.01.01.81	32	1 PH	160 - 240	0.75	1.0	7		42	39	38	37	36	33	30	23
*	VV4.5108.01.1.00	VV4.5108.01.1.01	32	1 PH	160 - 240	0.75	1.0	8		48	45	44	42	41	38	34	26
	VV4.5108.01.01.60	VV4.5108.01.1.81	38	1 PH	160 - 240	0.75	1.0	8		48	45	44	42	41	38	34	26
	VV4.5109.01.1.00	VV4.5109.09.1.11	32	1 PH	160 - 240	0.75	1.0	9		54	51	50	47	46	43	38	29
*	VV4.5110.01.1.00	VV4.5110.01.1.01	32	1 PH	160 - 240	0.75	1.0	10		60	56	54	53	51	47	43	33
	-	VV4.5110.01.1.81	38	1 PH	160 - 240	0.75	1.0	10		60	56	54	53	51	47	43	33
*	VV4.5112.15.1.51	VV4.5112.15.01.01	32	1 PH	160 - 240	1.10	1.5	12		72	68	65	63	61	57	51	39
	-	VV4.5112.15.01.81	38	1 PH	160 - 240	1.10	1.5	12		72	68	65	63	61	57	51	39
	VV4.5114.15.1.00	VV4.5114.15.1.31	32	1 PH	160 - 240	1.10	1.5	14		84	79	76	74	71	66	60	46
	-	VV4.5114.15.1.81	38	1 PH	160 - 240	1.10	1.5	14		84	79	76	74	71	66	60	46
	VV4.5115.15.01.00	-	32	1 PH	160 - 240	1.10	1.5	15		90	85	82	79	51	71	64	49
	-	VV4.5115.15.1.51	32	1 PH	160 - 240	1.10	1.5	15		90	85	82	79	51	71	64	49
*	VV4.5116.02.1.00	VV4.5116.02.1.11	32	1 PH	160 - 240	1.50	2.0	16		96	90	87	84	81	76	68	52
	-	VV4.5118.02.01.01	32	1 PH	160 - 240	1.50	2.0	18		108	102	98	95	92	85	77	59
	VV4.5118.02.1.00	-	32	1 PH	150 - 240	1.50	2.0	18		108	102	98	95	92	85	77	59
										0	22	26	37	42	45	55	68
	-	VV4.5106.05.1.81	32	1 PH	160 - 240	0.37	0.5	6		35	32	31	29	28	26	23	8
	-	VV4.5110.75.1.81	32	1 PH	160 - 240	0.5	0.75	10		46	43	41	39	37	35	30	10
	-	VV4.5112.01.1.81	32	1 PH	160 - 240	0.75	1	12		58	53	51	48	46	44	38	13
*	VV4.5116.15.1.52	VV4.5116.15.1.81	32	1 PH	160 - 240	1.1	1.5	16		92	85	81	77	73	71	60	20
	-	VV4.5118.15.1.81	32	1 PH	160 - 240	1.1	1.5	18		104	96	91	87	82	80	68	23
	VV4.5121.02.01.00	VV4.5121.15.1.81	32	1 PH	160 - 240	1.5	2	21		121	112	107	102	97	92	79	27
	VV4.5125.02.1.60	VV4.5125.02.1.81	32	1 PH	160 - 240	1.5	2	25		144	134	128	121	115	110	94	32

HEAD IN METERS

Duty Point | *ISI Certified | **RPM - 1400

KOEL ELECTRIC

MODEL		DELIVERY (mm)	SUPPLY TYPE	VOLTAGE (V)	MOTOR RATING		STAGE	HEAD IN METERS	DISCHARGE IN LPM								
OIL FILLED	WATER FILLED				kW	H.P			0	35	42	50	70	75	80	90	95
-	VV4.5107.75.1.01	32	1 PH	160 - 240	0.5	0.5	7		51	46	42	38	32	28	25	20	14
-	VV4.5118.02.01.11	38	1 PH	160 - 240	1.5	2	18		132	118	108	97	81	73	64	52	36
									0	10	15	20	25	35	40	-	-
VV4.5108.05.1.60	-	32	1 PH	160 - 240	0.5	0.37	8		45	42	40	38	34	28	20	-	-
-	VV4.5109.06.1.81	32	1 PH	160 - 240	0.5	0.37	9		50	48	45	43	39	32	22	-	-
* VV4.5112.75.1.00	-	32	1 PH	160 - 240	0.55	0.75	12		67	64	60	58	52	42	30	-	-
-	VV4.5114.75.1.81	32	1 PH	160 - 240	0.55	0.75	14		78	74	70	67	60	49	35	-	-
-	VV4.5115.01.1.11	32	1 PH	160 - 240	0.75	1	15		84	80	75	73	65	53	38	-	-
-	VV4.5116.01.01.81	32	1 PH	160 - 240	0.75	1	16		90	85	80	77	69	56	40	-	-
-	VV4.5116.01.1.01	38	1 PH	160 - 240	0.75	1	16		90	85	80	77	69	56	40	-	-
VV4.5118.01.01.60	VV4.5118.01.1.01	32	1 PH	160 - 240	0.75	1	18		101	95	90	86	77	63	45	-	-
-	VV4.5121.01.1.81	32	1 PH	160 - 240	0.75	1	21		118	111	105	101	90	74	52	-	-
-	VV4.5125.15.1.11	32	1 PH	160 - 240	1	1.5	25		140	132	125	120	108	88	62	-	-
-	VV4.5132.02.1.81	32	1 PH	160 - 240	1.5	2	32		179	170	160	154	138	112	80	-	-
									0	34	38	40	45	50	58	64	86
-	VV4.5121.03.3.01	38	3 PH	350 - 420	2.2	3	21		171	152	149	146	136	125	107	96	55
-	VV4.5121.03.01.01	38	1 PH	160 - 240	2.2	3	21		171	152	149	146	136	125	107	96	55
-	VV4.5126.03.01.01	38	1 PH	160 - 240	2.2	3	26		212	188	184	181	168	155	132	119	68
-	VV4.5126.03.03.01	32	3 PH	350 - 420	2.2	3	26		212	188	184	181	168	155	132	119	68
-	VV4.5130.03.3.01	32	3 PH	350 - 420	2.2	3	30		245	217	212	209	194	179	152	137	78
-	VV4.5130.05.3.01	32	3 PH	350 - 420	3.7	5	30		245	217	212	209	194	179	152	137	78
-	VV4.5140.05.3.01	32	3 PH	350 - 420	3.7	5	40		320	284	280	274	257	238	204	182	104

Duty Point | *ISI Certified | **RPM - 1400

KOEL ELECTRIC

MODEL		DELIVERY (mm)	SUPPLY TYPE	VOLTAGE (V)	MOTOR RATING		STAGE	HEAD IN METERS	DISCHARGE IN LPM										
OIL FILLED	WATER FILLED				kW	H.P			0	18	22	23	28	30	37	45	50	-
VV4.5107.05.1.00		32	1 PH	160 - 240	0.37	0.5	7		54	48	47	45	43	40	35	26	19	-
VV4.5108.05.1.11	VV4.5108.50.1.01	32	1 PH	160 - 240	0.37	0.50	8		62	55	54	51	49	46	40	30	22	-
VV4.5110.75.1.10		32	1 PH	160 - 240	0.50	0.75	10		77	68	67	65	62	58	51	37	27	-
* VV4.5112.01.1.00	VV4.5112.01.1.01	32	1 PH	160 - 240	0.75	1.00	12		92	82	80	78	74	70	61	44	32	-
-	VV4.5114.01.1.01	32	1 PH	160 - 240	0.75	1.00	14		108	95	93	90	87	81	71	51	38	-
-	VV4.5118.15.1.11	32	1 PH	160 - 240	1.1	1.50	18		139	122	120	116	112	104	91	66	49	-
VV4.5120.15.1.00	VV4.5120.15.1.01	32	1 PH	160 - 240	1.1	1.50	20		154	135	133	129	124	115	101	73	54	-
-	VV4.5125.02.1.01	32	1 PH	160 - 240	1.5	2.00	25		193	169	166	161	155	144	126	91	68	-
VV4.5127.02.1.00		32	1 PH	160 - 240	1.5	2.00	27		208	182	180	174	167	155	136	99	73	-
-	VV4.5129.02.1.01	32	1 PH	160 - 240	1.5	2.00	29		223	195	193	187	179	166	146	106	78	-
-	VV4.5130.02.1.21	32	1 PH	160 - 240	1.5	2.00	30		231	203	200	194	186	173	152	110	81	-
-	VV4.5130.02.3.01	32	3 PH	350 - 420	1.5	2.00	30		231	203	200	194	186	173	152	110	81	-
-	VV4.5140.03.03.11	32	3 PH	350 - 420	2.2	3.00	40		308	270	266	258	248	230	202	146	108	-
									0	25	30	35	45	50	55	60	65	75
-	VV4.5114.15.1.61	32	1 PH	160 - 240	1.1	1.5	14		112	100	94	89	81	74	66	58	49	37
-	VV4.5115.15.1.01	32	1 PH	160 - 240	1.1	1.5	15		120	107	101	95	87	79	71	62	52	40
-	VV4.5120.02.1.21	32	1 PH	160 - 240	1.5	2.0	20		160	142	135	126	116	106	94	82	69	53
-	VV4.5120.02.3.01	32	3 PH	350 - 420	1.5	2.0	20		160	142	135	126	116	106	94	82	69	53
-	VV4.5125.03.3.01	32	3 PH	350 - 420	2.2	3.0	25		201	178	169	158	145	132	118	103	86	66
-	VV4.5130.03.1.11	32	1 PH	160 - 240	2.2	3.0	30		241	214	203	189	174	158	142	124	103	79
-	VV4.5130.03.3.11	32	3 PH	350 - 420	2.2	3.0	30		241	214	203	189	174	158	142	124	103	79
-	VV4.5150.5.1.11	32	3 PH	350 - 420	3.7	5.0	50		401	356	338	315	290	264	236	206	172	132

Duty Point | *ISI Certified | **RPM - 1400

KOEL ELECTRIC

MODEL		DELIVERY (mm)	SUPPLY TYPE	VOLTAGE (V)	MOTOR RATING		STAGE	HEAD IN METERS	DISCHARGE IN LPM								
OIL FILLED	WATER FILLED				kW	H.P			0	190	225	265	295	320	350	365	380
-	VV4.5107.03.2.01	65	1 P+P	250-440	2.2	3.0	7		39	29	26	23	21	19	16	14	12
* VV4.5108.03.1.00	VV4.5108.03.1.41	65	1 PH	160 - 240	2.2	3.0	8		44	33	30	27	24	21	18	16	13
* VV4.5109.03.1.00	VV4.5109.03.1.31	65	1 PH	160 - 240	2.2	3.0	9		50	37	34	30	27	24	20	18	15
-	VV4.5114.05.03.01	50	3 PH	350 - 420	3.7	5.0	14		78	58	53	47	42	37	31	28	23
									0	**210**	**260**	**320**	**370**	**425**	**485**	**600**	**-**
-	VV4.5106.02.2.01	65	1 P+P	250-440	1.5	2.0	6		36	28	26	23	21	18	15	10	-
-	VV4.5106.02.2.91	65	1 P+P	250-440	1.5	2.0	6		36	28	26	23	21	18	15	10	-
VV4.5106.02.1.90	VV4.5106.02.1.01	65	1 PH	160 - 240	1.5	2.0	6		36	28	26	23	21	18	15	10	-
-	VV4.5106.02.1.21	50	1 PH	160 - 240	1.5	2.0	6		36	28	26	23	21	18	15	10	-
VV4.5106.03.1.90	-	65	1 PH	160 - 240	2.2	3.0	6		36	28	26	23	21	18	15	10	-
-	VV4.5107.03.03.91	65	3 PH	350 - 420	2.2	3.0	7		42	33	30	27	24	21	18	12	-
-	VV4.5107.03.1.91	65	1 PH	160 - 240	2.2	3.0	7		42	33	30	27	24	21	18	12	-
-	VV4.5107.03.02.91	65	1 P+P	250-440	2.2	3.0	7		42	33	30	27	24	21	18	12	-
-	VV4.5108.03.1.91	50	1 PH	160 - 240	2.2	3.0	8		48	38	34	31	27	24	21	14	-
-	VV4.5108.03.3.21	65	3 PH	350 - 420	2.2	3.0	8		48	38	34	31	27	24	21	14	-
-	VV4.5308.05.3.01	65	3 PH	350 - 420	3.7	5.0	8		48	38	34	31	27	24	21	14	-
									0	**70**	**85**	**110**	**120**	**130**	**140**	**150**	**-**
-	VV4.5112.03.3.11	50	3 PH	350 - 420	2.2	3.0	12		80	72	69	63	61	56	49	41	-
-	VV4.5112.03.1.11	50	1 PH	160 - 240	2.2	3.0	12		80	72	69	63	61	56	49	41	-
-	VV4.5315.03.3.11	38	3 PH	350 - 420	2.2	3.0	15		100	90	86	79	75	70	59	52	-
VV4.5115.03.01.00	VV4.5115.03.1.01	50	1 PH	160 - 240	2.2	3.0	15		100	90	86	79	75	70	59	52	-
-	VV4.5115.03.03.01	50	3 PH	350 - 420	2.2	3.0	15		100	90	86	79	75	70	59	52	-
-	VV4.5119.05.03.01	50	3 PH	350 - 420	3.7	5.0	19		127	114	108	99.5	94	88	75	64	-
-	VV4.5125.05.3.61	38	3 PH	350 - 420	3.7	5.0	25		166	150	142	130	121	114	98	85	-
-	VV4.5325.05.3.11	50	3 PH	350 - 420	3.7	5.0	25		166	150	142	130	121	114	98	85	-
-	VV4.5125.5.1.11	50	1 PH	160 - 240	3.7	5.0	25		166	150	142	130	121	114	98	85	-

Duty Point | *ISI Certified | **RPM - 1400

KOEL ELECTRIC

MODEL		DELIVERY (mm)	SUPPLY TYPE	VOLTAGE (V)	MOTOR RATING		STAGE	HEAD IN METERS	DISCHARGE IN LPM								
OIL FILLED	WATER FILLED				kW	H.P			0	120	20	250	300	350	400	450	500
-	VV4.5114.75.3.01	65	3 PH	350-420	5.5	7.5	14		88	77	70	63	56	49	42	35	28
									0	110	160	190	220	250	-	-	-
-	VV4.5110.03.3.01	65	3 PH	350-420	2.2	3	10		66	55	45	38	32	17	-	-	-
-	VV4.5112.03.3.01	50	3 PH	350-420	2.2	3	12		88	77	70	63	56	49	-	-	-
									0	13	20	24	27	24	39	45	-
-	VV4.5114.01.1.41	32	1 PH	160 - 240	0.75	1	14		102	88	82	77	74	60	49	31	-
-	VV4.5118.15.01.11	32	1 PH	160 - 240	1.1	1.5	18		131	113	105	99	95	77	63	40	-
									0	120	200	250	300	350	400	450	500
-	VV4.5106.03.1.01	65	1 PH	160-240	2.2	3.0	6		38	33	30	27	24	21	18	15	12
-	VV4.5106.03.3.01	65	3 PH	420-350	2.2	3.0	6		38	33	30	27	24	21	18	15	12
VV4.5106.03.1.00	-	65	1 PH	160-240	2.2	3.0	6		38	33	30	27	24	21	18	15	12
-	VV4.5107.03.03.01	65	3 PH	420-350	2.2	3.0	7		44	39	35	32	28	24.5	21	18	14
-	VV4.5107.03.1.01	65	1 PH	160-240	2.2	3.0	7		44	39	35	32	28	24.5	21	18	14
									0	13	20	24	27	34	39	45	-
VV4.5114.01.1.00	-	32	1 PH	160-240	0.75	1.0	14		102	88	82	77	74	60	49	31	-
									0	10	15	20	25	35	40	-	-
VV4.5114.01.01.00	-	32	1 PH	160-240	0.75	1.0	14		78	74	70	67	60	49	35	-	-
									0	70	85	110	120	130	140	150	-
-	VV4.5110.02.1.HH	50	1 PH	150-230	1.5	2	10		67	60	56	52	48	45	38	33	-

Duty Point | *ISI Certified | **RPM - 1400



Submersible V5+

Specifications:

Speed - 2880 RPM
Voltage Range - 160- 240 Volts 50 Hz 1 PH
250-440 Volts 50 Hz 3 PH





Building Farming Sprinkler Agriculture

Salient Features

- Stainless Steel Pump & Motor Body
- Pumpset Perform in Wide Voltage band
- VPI Treatment Stator & Rotor for Long Life of Pump
- Insulation Class - 'B'
- Motor Protection by TOP
- High Grade Noryl / Cast Iron & Dynamically balanced Impellers
- All CI Parts CED Coated

Material of Construction (MOC)

PART NAME	MATERIAL
Pump/Motor Casing	SS
Shaft	SS410
NRV	CI FG200
Winding	Enameled / Poly wrapped copper wire
Impeller/Diffuser / Bowl	Noryl / SS304 / Cast Iron
Casing & Adopter	SS

KOEL ELECTRIC

MODEL WATER FILLED	DELIVERY (mm)	SUPPLY TYPE	VOLTAGE (V)	MOTOR RATING kW	MOTOR RATING H.P	STAGE	HEAD IN METERS	DISCHARGE IN LPM							
								0	50	90	110	120	140	-	-
VV6.5106.02.2.01	50	1P+P	350-250	1.5	2	6		64	55	51	47	42	38	-	-
VV6.5108.02.2.01	50	1P+P	350-250	1.5	2	8		85	73	68	62	56	50	-	-
VV6.5108.03.2.01	50	1P+P	350-250	2.2	3	8		85	73	68	62	56	50	-	-
								0	95	112	120	135	150	170	190
VV6.5105.02.2.01	50	1P+P	350-250	1.5	2	5		54	48	43	42	39	34	29	21
VV6.5106.03.2.01	50	1P+P	350-250	2.2	3	6		65	58	52	50	47	41	35	25
								140	165	185	200	230	250	270	-
VV6.5105.03.2.01	50	1P+P	350-250	2.2	3	5		59	53	50	47	44	37	33	28
								0	235	290	300	320	350	370	390
VV6.5105.05.2.01	50	1P+P	350-250	3.7	5	5		65	55	50	48	45	40	35	31
								0	130	175	215	220	245	280	325
VV6.5106.05.2.01	50	1P+P	350-250	3.7	5	6		73	64	60	55	54	50	42	30
								0	80	105	115	125	135	-	-
VV6.5114.05.1.01	50	SP	230-180	3.7	5	14		148	116	103	95	84	76	-	-
								0	115	150	160	170	190	210	240
VV6.5110.05.1.01	50	SP	230-180	3.7	5	10		113	96	88	83	78	69	58	42
VV6.5112.05.1.01	50	SP	230-180	3.7	5	12		136	115	105	100	94	83	70	50
								0	110	145	170	190	220	240	260
VV6.5108.05.1.01	50	SP	230-180	3.7	5	8		93	85	80	75	70	59	53	45
								0	230	280	290	320	340	360	380
VV6.5108.75.1.01	50	SP	230-180	5.5	7.5	8		101	88	80	77	72	64	56	50

Duty Point | *ISI Certified | **RPM - 1400

	MODEL WATER FILLED	DELIVERY (mm)	SUPPLY TYPE	VOLTAGE (V)	MOTOR RATING kW	MOTOR RATING H.P	STAGE	HEAD IN METERS	DISCHARGE IN LPM							
									0	180	205	220	235	250	260	280
	VV6.5110.75.1.01	50	SP	230-180	5.5	7.5	10		117	96	92	90	87	84	82	76
									0	320	430	450	500	570	630	670
	VV6.5105.05.1.01	62	SP	230-180	3.7	5	5		48	40	38	36	34	30	26	24
	VV6.5108.75.1.02	62	SP	230-180	5.5	7.5	8		77	64	61	58	54	48	42	38
									0	335	410	420	475	550	620	650
	VV6.5105.05.3.LG	62	TP	415-380	3.7	5	5		49	39	37	36	34	30	26	23
	VV6.5108.75.3.LG	62	TP	415-380	5.5	7.5	8		78	63	59	58	54	48	41	37
	VV6.5110.10.3.HD	62	TP	415-380	7.5	10	10		98	79	74	73	68	60	51	46
	VV6.5112.12.3.HD	75	TP	415-380	9.3	12.5	12		117	95	89	87	81	72	62	56
	VV6.5115.15.3.HD	62	TP	415-380	11	15	15		146	118	111	109	101	90	77	69
									0	480	580	650	750	820	880	950
*	VV6.5104.06.3.01	75	TP	415-380	4.5	6	4		48	36	34	32	26	22	18	14
*	VV6.5105.75.3.01	75	TP	415-380	5.5	7.5	5		60	45	43	40	33	28	22	18
*	VV6.5106.10.3.01	75	TP	415-380	7.5	10	6		72	54	52	48	40	34	26	22
	VV6.5108.12.3.HD	75	TP	415-380	9.3	12.5	8		96	72	69	64	53	45	35	29
*	VV6.5108.12.3.01	75	TP	415-380	9.3	12.5	8		96	72	69	64	53	45	35	29
	VV6.5112.20.3.HD	75	TP	415-380	15	20	12		144	108	103	96	79	67	53	43
									0	480	500	550	600	680	770	860
*	VV6.5104.05.3.01	75	TP	415-380	3.7	5	4		45	35	34	32	29	25	20	13
*	VV6.5105.06.3.21	65	TP	415-380	4	6	5		56	44	43	40	36	31	25	16
*	VV6.5106.75.3.01	75	TP	415-380	5.5	7.5	6		68	53	51	48	44	38	30	20
	VV6.5108.10.3.HD	75	TP	415-380	7.5	10	8		90	70	68	64	58	50	40	26
*	VV6.5108.10.3.01	75	TP	415-380	7.5	10	8		90	70	68	64	58	50	40	26

Duty Point | *ISI Certified | **RPM - 1400

KOEL ELECTRIC

	MODEL WATER FILLED	DELIVERY (mm)	SUPPLY TYPE	VOLTAGE (V)	MOTOR RATING kW	MOTOR RATING H.P	STAGE	HEAD IN METER	DISCHARGE IN LPM							
									0	480	500	550	600	680	770	860
	VV6.5110.12.3.HD	75	TP	415-380	9.3	12.5	10		113	88	85	80	73	63	50	33
	VV6.5110.12.3.01	62	TP	415-380	9.3	12.5	10		113	88	85	80	73	63	50	33
	VV6.5112.15.3.HD	75	TP	415-380	11	15	12		135	105	102	96	87	75	60	39
	VV6.5114.17.3.HD	75	TP	415-380	13	17.5	14		158	123	119	112	102	88	70	46
	VV6.5116.20.3.HD	75	TP	415-380	15	20	16		180	140	136	128	116	100	80	52
									0	530	660	710	850	930	1090	1255
*	VV6.5104.75.3.01	100	TP	415-380	5.5	7.5	4		48	40	37	35	33	32	27	21
*	VV6.5105.10.3.01	100	TP	415-380	7.5	10	5		60	50	46	44	41	40	34	26
*	VV6.5106.12.3.01	100	TP	415-380	9.3	12.5	6		72	60	56	53	50	48	41	32
	VV6.5108.15.3.01	100	TP	415-380	11	15	8		96	80	74	70	66	64	54	42
									0	720	790	840	890	930	1050	1210
*	VV6.5106.15.3.01	10	TP	415-380	11	15	6		78	56	54	52	50	48	42	30
									0	50	90	110	120	140	-	-
*	VV6.5114.05.3.01	50	TP	415-380	3.7	5	14		148	116	103	95	84	76	-	-
	VV6.5118.75.3.01	50	TP	415-380	5.5	7.5	18		191	169	158	144	135	117	-	-
*	VV6.5124.10.3.01	50	TP	415-380	7.5	10	24		254	228	210	195	183	162	-	-
									0	95	112	120	135	150	170	190
*	VV6.5112.05.3.01	50	TP	415-380	3.7	5	12		130	115	105	100	94	83	70	50
*	VV6.5115.75.3.01	50	TP	415-380	5.5	7.5	15		163	144	132	125	118	104	88	62
*	VV6.5116.75.3.01	50	TP	415-380	5.5	7.5	16		173	153	140	133	125	111	93	67
*	VV6.5118.10.3.01	50	TP	415-380	7.5	10	18		195	173	158	150	141	125	105	75
*	VV6.5120.10.3.01	50	TP	415-380	7.5	10	20		217	192	175	167	157	138	177	83

Duty Point | *ISI Certified | **RPM - 1400

KOEL ELECTRIC

	MODEL WATER FILLED	DELIVERY (mm)	SUPPLY TYPE	VOLTAGE (V)	MOTOR RATING kW	MOTOR RATING H.P	STAGE	HEAD IN METERS	DISCHARGE IN LPM																
									0	140	165	185	200	230	250	270	-	-	-	-	-	-	-	
*	VV6.5108.05.3.01	50	3 PH	415-380	3.7	5	8		94	85	80	75	70	59	53	45	-	-	-	-	-	-	-	
*	VV6.5112.75.3.01	50	3 PH	415-380	5.5	7.5	12		142	127	120	113	106	89	79	67	-	-	-	-	-	-	-	
									0	235	290	300	320	350	370	390	-	-	-	-	-	-	-	
*	VV6.5106.06.3.01	50	3 PH	415-380	4.5	6	6		78	66	60	58	54	48	42	37	-	-	-	-	-	-	-	
*	VV6.5108.75.3.01	50	3 PH	415-380	5.5	7.5	8		104	88	80	77	72	64	56	50	-	-	-	-	-	-	-	
*	VV6.5110.10.3.21	50	3 PH	415-380	7.5	10	10		130	110	100	96	90	80	70	62	-	-	-	-	-	-	-	
	VV6.5110.10.3.11	50	3 PH	415-380	7.5	10	10		130	110	100	96	90	80	70	62	-	-	-	-	-	-	-	
*	VV6.5112.12.3.01	50	3 PH	415-380	9.3	12.5	12		156	132	120	115	108	96	84	74	-	-	-	-	-	-	-	
									0	150	200	250	270	310	360	380	400	-	-	-	-	-	-	
	VV6.5106.06.3.02	65	3 PH	415-380	4.5	6	6		100	92	82	74	70	58	46	38	32	-	-	-	-	-	-	
									0	90	115	135	150	180	200	230	240	250	-	-	-	-	-	
	VV6.5108.05.3.02	50	3 PH	415-380	3.7	5	8		125	120	109	102	93	82	66	48	34	24	-	-	-	-	-	
									0	660	850	1020	1170	1330	-	-	-	-	-	-	-	-	-	
	VV7.5103.75.3.01	100	3 PH	415-380	5.5	7.5	3		44	34	30	26	20	15	-	-	-	-	-	-	-	-	-	
									0	460	600	950	1120	1200	1300	1450	1550	1580	1660	1730	1890	2100	2280	2460
	VV8.5102.75.3.01	100	3 PH	415-380	5.5	7.5	2		39	35	32	28	27	25	22	18	16	15	13	-	-	-	-	
	VV7.5102.75.3.01	100	3 PH	415-380	5.5	7.5	2		37	32	31	26	24	22	20	17	12	-	-	-	-	-	-	
	VV7.5103.10.3.HD	100	3 PH	415-380	7.5	10	3		48	47	45	42	36	36	36	35	35	33	32	30	27	25	21	14
	VV7.5103.10.3.01	100	3 PH	415-380	7.5	10	3		52	42	39	35	32	29	25	21	18	16	15	-	-	-	-	
	VV7.5103.12.3.HD	100	3 PH	415-380	9.3	12.5	3		48	47	45	42	36	36	36	35	35	33	32	30	27	25	21	14
	VV7.5103.12.3.01	100	3 PH	415-380	9.3	12.5	3		52	45	44	38	34	30	27	21	19	18	16	-	-	-	-	
	VV7.5103.15.3.01	100	3 PH	415-380	11	15	3		60	51	48	42	41	39	34	30	27	26	24	-	-	-	-	

Duty Point | *ISI Certified | **RPM - 1400

KOEL ELECTRIC

MODEL WATER FILLED	DELIVERY (mm)	SUPPLY TYPE	VOLTAGE (V)	MOTOR RATING kW	MOTOR RATING H.P	STAGE	HEAD IN METERS	DISCHARGE IN LPM							
								0	335	410	420	475	550	620	650
VV6.5104.03.3.01	75	3 PH	350-440	2.24	3	4		39	32	30	29	27	24	21	19
* VV6.5110.10.3.01	65	3 PH	280-440	7.46	10	10		98	79	74	73	68	60	51	46
VV6.5112.12.03.01	62	3 PH	350-440	9.32	12.5	12		117	95	89	87	81	72	62	56
								0	480	500	550	600	680	770	860
VV6.5104.05.03.01	75	3 PH	180-350	3.73	5	4		45	35	34	32	29	25	20	13
VV6.5106.5.03.01	62	3 PH	350-440	3.73	5	6		68	53	51	48	44	38	30	20
VV6.5106.75.03.11	75	3 PH	350-440	5.59	7.5	6		68	53	51	48	44	38	30	20
VV6.5112.15.03.01	75	3 PH	350-440	11.19	15	12		135	105	102	96	87	75	60	39
VV6.5114.17.3.01	75	3 PH	350-440	13.05	17.5	14		158	123	119	112	102	88	70	46
VV6.5114.17.03.01	65	3 PH	350-440	13.05	17.5	14		158	123	119	112	102	88	70	46
VV6.5116.20.03.01	75	3 PH	350-440	14.91	20	16		180	140	136	128	116	100	80	52
								0	50	90	110	120	140	-	-
VV6.5120.75.03.01	50	3 PH	350-440	5.59	7.5	20		212	190	175	162	152	134	-	-
								0	130	175	215	220	245	280	325
VV6.5112.10.03.01	50	3 PH	350-440	7.46	10	12		146	128	120	110	108	100	84	60
VV6.5115.12.03.01	50	3 PH	350-440	9.32	12.5	15		183	160	150	138	135	125	105	75
VV6.5116.12.03.01	50	3 PH	350-440	9.32	12.5	16		195	171	160	147	144	133	112	80
VV6.5118.12.03.01	50	3 PH	350-440	9.32	12.5	18		219	192	180	165	162	150	126	90
VV6.5120.15.03.01	50	3 PH	350-440	11.19	15	20		243	213	200	183	180	167	140	100
VV6.5125.20.03.01	50	3 PH	350-440	14.91	20	25		304	267	250	229	225	208	175	125

Duty Point | *ISI Certified | **RPM - 1400

V5+

KOEL ELECTRIC

	MODEL WATER FILLED	DELIVERY (mm)	SUPPLY TYPE	VOLTAGE (V)	MOTOR RATING kW	MOTOR RATING H.P	STAGE	HEAD IN METERS	DISCHARGE IN LPM								
									147	179	189	210	226	231	257	294	341
*	VV6.5110.6.03.01	62	3 PH	350-440	4.47	6	10		122	120	107	96	92	90	83	70	50
	VV6.5112.75.03.01	50	3 PH	180-350	5.59	7.5	12		146	144	128	120	110	108	100	84	60
									0	**235**	**290**	**300**	**320**	**350**	**370**	**390**	-
	VV6.5115.15.03.01	50	3 PH	350-440	11.19	15	15		195	165	150	144	135	120	105	93	-
	VV6.5117.17.03.01	50	3 PH	350-440	13.05	17.5	17		221	187	170	163	153	136	119	105	-
	VV6.5120.20.03.01	50	3 PH	350-440	14.91	20	20		260	220	200	192	180	160	140	124	-
									232	**254**	**287**	**320**	**333**	**355**	**389**	**410**	**433**
*	VV6.5106.06.03.01	62	3 PH	350-440		6	6		74	70	65	60	55	52	46	41	36
									0	**150**	**200**	**250**	**270**	**310**	**36**	**380**	**400**
*	VV6.5106.6.03.01	62	3 PH	350-440	4.47	6	6		100	92	82	74	70	58	46	38	32
*	VV6.5108.75.03.01	62	3 PH	350-440	5.59	7.5	8		133	123	109	99	93	77	61	51	43
	VV6.5110.10.03.01	65	3 PH	350-440	7.46	10	10		167	153	137	123	117	97	77	63	53
									0	**210**	**250**	**300**	**350**	**375**	**415**	**430**	**465**
	VV6.5105.6.03.01	62	3 PH	350-440	4.47	6	5		80	75	70	63	57	50	40	33	30
	VV6.5106.75.03.01	62	3 PH	350-440	5.59	7.5	6		96	90	84	76	68	60	48	40	36
	VV6.5110.12.03.01	65	3 PH	350-440	9.32	12.5	10		160	150	140	127	113	100	80	67	60
									0	**110**	**250**	**430**	**550**	**660**	**710**	**800**	-
	VV6.5108.20.03.01	75	3 PH	350-440	14.91	20	8		176	162	150	134	107	91	75	54	-
	VV6.5110.25.03.01	75	3 PH	350-440	18.64	25	10		220	202	187	168	134	114	94	68	-
	VV6.5112.30.03.01	75	3 PH	350-440	22.37	30	12		264	242	224	202	161	137	113	82	-
	VV6.5114.40.03.01	75	3 PH	350-440	29.83	40	14		308	283	262	235	188	160	132	95	-
	VV6.5116.40.03.01	75	3 PH	350-440	29.83	40	16		352	323	299	269	214	182	150	109	-

Duty Point | *ISI Certified | **RPM - 1400

V5+

KOEL ELECTRIC

MODEL WATER FILLED	DELIVERY (mm)	SUPPLY TYPE	VOLTAGE (V)	MOTOR RATING kW	MOTOR RATING H.P	STAGE	HEAD IN METERS	DISCHARGE IN LPM										
								0	164	404	483	704	746	782	837	-	-	-
VV6.5108.25.03.01	75	3 PH	350-440	18.64	25	8		178	167	156	148	108	97	81	65	-	-	-
VV6.5110.30.03.01	75	3 PH	350-440	22.37	30	10		223	209	194	185	135	121	101	81	-	-	-
VV6.5111.30.03.01	75	3 PH	350-440	22.37	30	11		245	230	214	204	149	133	111	90	-	-	-
VV6.5112.35.03.01	75	3 PH	350-440	26.10	35	12		267	251	233	222	162	145	121	98	-	-	-
VV6.5112.40.03.01	75	3 PH	350-440	29.83	40	12		267	251	233	222	162	145	121	98	-	-	-
VV6.5113.40.03.01	75	3 PH	350-440	29.83	40	13		289	271	253	241	176	157	131	106	-	-	-
								0	767	825	885	928	968	1000	1052	-	-	-
VV6.5108.30.03.01	75	3 PH	350-440	22.37	30	8		180	155	123	114	106	98	95	89	-	-	-
VV6.5110.40.03.01	75	3 PH	350-440	29.83	40	10		225	194	154	143	133	122	119	111	-	-	-
								0	460	600	950	1200	1300	1450	1550	1660	1750	-
VV6.5102.75.03.01	100	3 PH	350-440	5.59	7.5	2		37	32	31	26	22	20	17	15	12	-	-
VV6.5102.10.03.01	100	3 PH	350-440	7.46	10	2		42	38	35	31	27	25	23	21	19	16	-
VV7.5103.12.3.01	100	3 PH	280-440	9.32	12.5	3		56	48	46	39	33	30	26	22	18	-	-
								0	460	600	950	1200	1300	1450	1550	1660	1750	1800
VV6.5102.10.3.01	100	3 PH	350-440	7.46	10	2		44	39	37	33	32	28	25	23	20	17	14
								0	1120	1580	1730	1890	2100	2280	2460	-	-	-
VV7.5102.10.3.HD	100	3 PH	300-415	7.46	10	2		34	24	22	20	18	17	14	9	-	-	-
VV7.5104.12.3.HD	100	3 PH	350-440	9.32	12.5	4		65	49	44	41	36	33	28	19	-	-	-
VV7.5103.10.03.01	100	3 PH	350-440	7.46	10	3		48	36	33	30	27	25	21	14	-	-	-

Duty Point | *ISI Certified | **RPM - 1400



kirloskar
Oil Engines

Technical details of this pumpset are approximate & may change due to site condition or due to continuous improvement.
Disclaimer: The above specifications are indicative and subject to change without notice to improve reliability, function or design or otherwise, Kirloskar Oil Engines Limited, its affiliates, agents and employees, and all person acting on its or their behalf (collectively, "KOEL"), disclaim any and all liability for any errors, inaccuracies or incompleteness contained in the above information or any other disclosure relating to the products mentioned herein. KOEL makes no warranty, representation or guarantee regarding accurateness or suitability of above information for any specific usage. All operating parameters, including typical parameters, must be validated for each customer's application by the customer's technical experts. All rights and title of the above information shall remain with Kirloskar Oil Engines.

Mark bearing word 'Kirloskar' in any form as a suffix or prefix is owned by Kirloskar Proprietary Ltd. and Kirloskar Oil Engines Ltd. is the Permitted User.

www.kirloskaroilengines.com

Kirloskar Oil Engines Limited
A Kirloskar Group Company

Laxmanrao Kirloskar Road, Khadki,
Pune 411 003 INDIA.

880 633 4433
koel.helpdesk@kirloskar.com

Authorised Dealer

"Mark bearing word 'Kirloskar' in any form as a suffix or prefix is owned by Kirloskar Proprietary Ltd. and Kirloskar Oil Engines Ltd. is the Permitted User"